

UNIT
3

LET'S PLAY!



© Macmillan Publishers S.A.
Sample material



1

LOOK, LISTEN AND SAY.





© Macmillan Publishers S.A.
Sample material

LESSON 1 ● BIKE, SEESAW, SKIPPING ROPE, SLIDE, SWING ● BLUE, GREEN, PURPLE, YELLOW
● IT IS SMALL. / THIS SLIDE IS BLUE. / WHAT COLOUR IS THIS?




1 LOOK AND COLOUR. THEN LISTEN AND POINT.



2 LOOK, LISTEN AND COLOUR. THEN LISTEN AGAIN AND SING



1 STICK AND SAY. 



© Macmillan Publishers S.A.
Sample material

2 LET'S PLAY THE TOUCH GAME! 




1 LOOK, LISTEN AND CIRCLE.



© Macmillan Publishers S.A.
Sample material




2 LOOK, COMPLETE AND COLOUR. THEN SAY.






1 LOOK, THINK AND DRAW. 😊 OR 😞.



2 LET'S BE FRIENDLY: DRAW.



1 LOOK AND COLOUR. THEN SAY.





1 LOOK AND CIRCLE THE ONE THAT MATCHES. THEN SAY.



2 COMPLETE AND COLOUR. THEN SAY.





MY PRACTICE TRIP



1 FIND, COLOUR AND SAY. THEN CHOOSE A COLOUR FOR AND SAY.




© Macmillan Publishers S.A.
Sample material



2 COMPLETE, COLOUR AND SAY. THEN COUNT, WRITE THE NUMBERS AND SAY.



ACTIVATE









1 LOOK, MATCH AND SAY.



EXPLORE

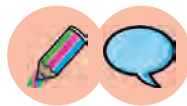
1 TICK (✓) THE FAVOURITE COLOURS AROUND THE CLASS AND SAY.




NAME:				
				
				
				
				
				
				

© Macmillan Publishers S.A.
Sample material

2 MIX THE COLOURS AND SAY.



1  +  = 

2  +  = 

3  +  = 

