

Photocopiable Resources

Macmillan Children's Readers Worksheets and Teacher's Notes

Contents

Food, Food, Food! Worksheet 1

Food, Food, Food! Worksheet 2

Food, Food, Food! Worksheet 3

Food, Food, Food! Worksheet 4

Worksheet Answer Key

Teacher's Notes

Paul Shipton

Name: _____

Class: _____

Food, Food, Food! Worksheet 1



Complete with *a*, *e*, *i*, *o* or *u*.

1 b u r g e r

2 ch ck n

3 p p l s

4 ch s



Look and write.

1 egg

2 banana

3 pizza

4 slug

1 egg 2 banana 3 pizza 4 slug

PHOTOCOPIABLE




Name: _____

Class: _____

Food, Food, Food! Worksheet 2




Write Yes, I do. or No, I don't.

Food			
Sue	✓	✓	✗
Jay	✗	✓	✓


1 Do you like eggs, Sue?

Yes, I do.



2 Do you like cabbage?


3 Do you like fish, Jay?



4 Do you like eggs?



Read and circle Yes or No.



1 Sue, Jay and Tiger are in the kitchen.

Yes

No



2 Tiger has got some cakes.

Yes

No



3 The cat can eat a chair.

Yes

No

Name: _____

Class: _____

Food, Food, Food! Worksheet 3




Read and match.

- | | |
|--------------------------------|----------------------------|
| 1 What is your favourite food? | Yes, I am. |
| 2 Do you like pizza? | No, I can't. |
| 3 Are you hungry? | My favourite food is fish. |
| 4 Can you make an omelette? | Yes, I do. |



Read and circle the correct word.




- 1 Tiger is tired / hungry.



- 2 The cat is big / small.



- 3 The cat is hungry / scared.



- 4 The food is delicious / hungry.

PHOTOCOPIABLE

Name: _____

Class: _____

Food, Food, Food! Worksheet 4



Look and write.


you

~~have~~

favourite

do

like



Write sentences.

Fish Vegetables Meat
 Eggs

is
are

from

chickens the sea
plants animals

- 1 Fish is from the sea . 2 Vegetables _____ .
3 _____ . 4 _____ .

Worksheet Answer Key

Food, Food, Food!

Worksheet 1

Complete with *a, e, i, o* or *u*.

1 burger, 2 chicken, 3 apples, 4 cheese

Look and write.

1 egg, 2 banana, 3 pizza, 4 sausage

Worksheet 2

Write *Yes, I do.* or *No, I don't.*

1 Yes, I do. 2 No, I don't. 3 Yes, I do. 4 No, I don't.

Read and circle *Yes* or *No*.

1 No, 2 Yes, 3 Yes

Worksheet 3

Read and match.

- 1 What is your favourite food? My favourite food is fish.
- 2 Do you like pizza? Yes, I do.
- 3 Are you hungry? Yes, I am.
- 4 Can you make an omelette? No, I can't.

Read and circle the correct word.

1 tired, 2 small, 3 hungry, 4 delicious

Worksheet 4

Look and write.

Can I have a cake, please? Here you are. Do you like fruit? Yes, I do. My favourite fruit is bananas.

Write sentences.

- 1 Fish is from the sea. 2 Vegetables are from plants. 3 Meat is from animals.
- 4 Eggs are from chickens.

Teacher's Notes

Food, Food, Food!

Before reading: prior knowledge

The main vocabulary focus of the reader is food. Use the Picture Dictionary on page 23 to pre-teach / revise some food vocabulary. Point at, for example, the picture of cheese and ask *Do you like cheese?* Elicit the response *Yes, I do* or *No, I don't*.

Other food vocabulary in the reader that you could pre-teach includes: *apple, banana, cabbage, cake, carrot, chicken, meat, milk, omelette, pizza*.

The factual section

- 1 If pupils are not familiar with the characters Tiger, Sue and Jay from the coursebook *Tiger*, explain in L1 that Tiger is a toy tiger who can come to life and talk to Sue and Jay when nobody else is around.
- 2 Have pupils work in pairs, looking at the photograph on page 2 of the reader. Each pupil should point to one of the food items in the photograph and ask *Do you like ___?* Have pupils take it in turns to ask and answer.

Using the text:

Give students the following sentences to complete:

You can make an omelette with ____.

____ is from animals.

Tiger's favourite food is ____.

If the pupils are reading the factual section in class, put these sentences on the board. Pupils can read the section (individually or in pairs) and complete the sentences as they read.

Project work

Ask pupils to carry out a survey of favourite foods in the class or school. Help them to think of a way to display their findings (in a bar chart or pie chart).

The story section

- 1 Point to the picture on the cover and ask *What do cats eat?* Pupils might answer *cat food* or perhaps *fish*. Now ask them to predict (L1) what they think is going to happen in the story.
- 2 Make sure that pupils know the following words before they read: *tired, hungry*. Using the Picture Dictionary, make sure they know *chair* and *table*.
- 3 As pupils read (individually or in pairs), have them note down every kind of food that the cat eats in the story.
- 4 After they have read have the pupils retell (L1) the story. Make sure that they understand that the events of the story are in fact Tiger's dream.

Follow-up work:

- 1 **Dramatization** Pupils could pick a part of the story to act out in a short play. Each group could present their play to the rest of the class.
- 2 **Comic** Ask pupils to work in pairs or small groups to create a few panels of a comic with pictures and speech bubbles. In the new story, the cat returns, hungrier than ever.

Using the activities and worksheets

The activities and worksheets focus on vocabulary and reading comprehension tasks. They may require students to re-read the text and revisit the Picture Dictionary.

Activities answer key

Activity 1 (page 21) 2, 3, 4, 1

Activity 2 (page 22)

1 I'm tired. 2 Who's at the door? 3 Wake up, Tiger. 4 I like cheese.