

# Photocopiable Resources

## ***Macmillan Children's Readers Worksheets and Teacher's Notes***

### ***Contents***

Big and Little Cats Worksheet 1

Big and Little Cats Worksheet 2

Big and Little Cats Worksheet 3

Big and Little Cats Worksheet 4

Worksheets Answer Key

Teacher's Notes

Book Activities Answer Key

Coleen Degnan-Veness

Name: \_\_\_\_\_

Class: \_\_\_\_\_

## Big and Little Cats Worksheet 1

### 1 Read and match.

1 lion

a This big cat has got spots. Its spots are different from spots on other cats.

2 cheetah

b This big cat has got a big head and big paws. It has got a mane.

3 tiger

c This big cat cannot put its claws inside its paws.

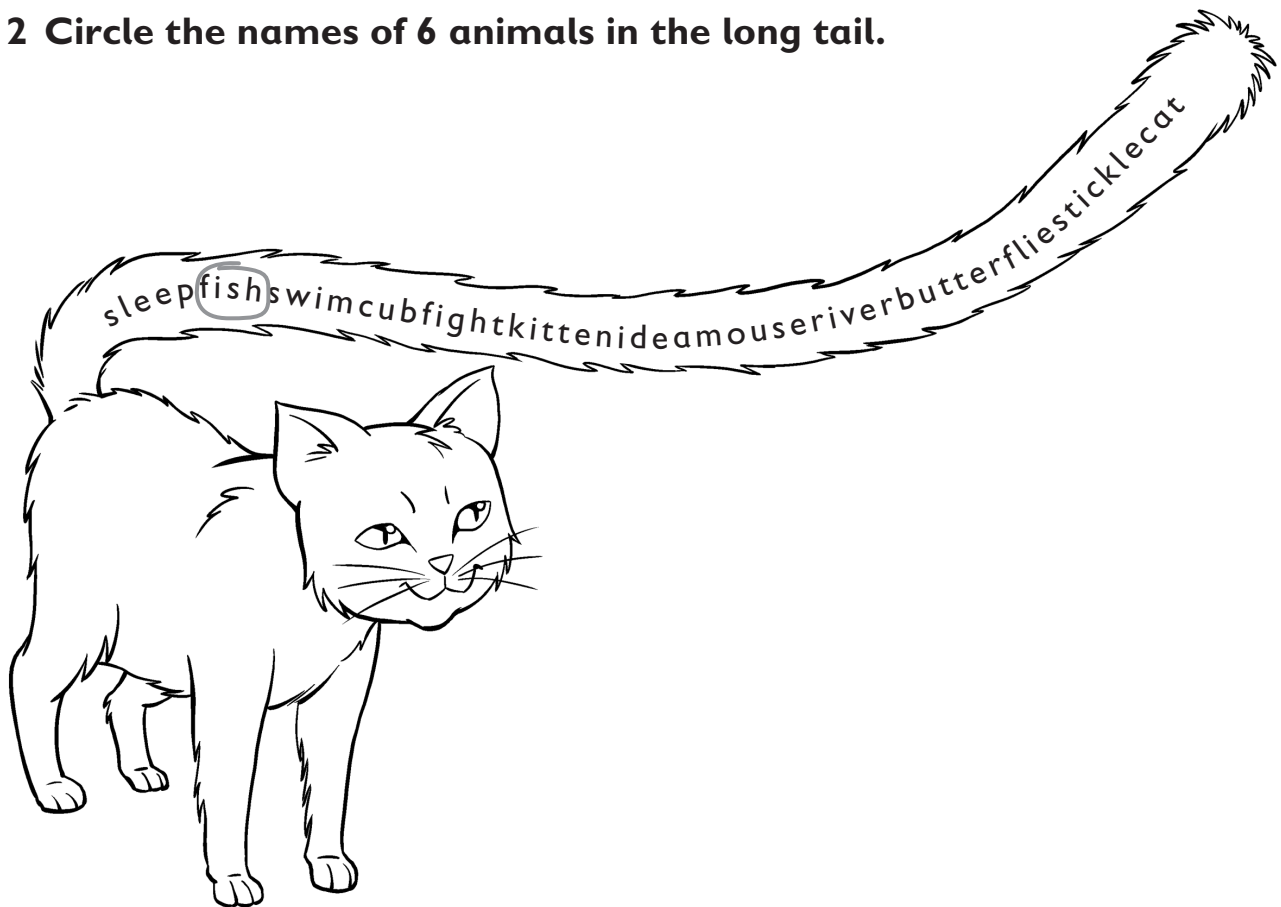
4 leopard

d This big cat has got orange and white fur with black stripes.

5 pet cat

e This little cat likes quiet people.

### 2 Circle the names of 6 animals in the long tail.



Name: \_\_\_\_\_

Class: \_\_\_\_\_

## Big and Little Cats Worksheet 2

### 1 Complete the crossword.

1 Some big cats live in ...


2 Cats kill animals with their sharp ...

3 Pet cats live with ...

4 Pet cats catch ...

5 Leopards can ... trees.

6 Baby cheetahs are called ...



### 2 Find these things in *Big and Little Cats*. Write the words.



1 sleep




2 \_\_\_\_\_



3 \_\_\_\_\_



4 \_\_\_\_\_



5 \_\_\_\_\_



6 \_\_\_\_\_

Name: \_\_\_\_\_

Class: \_\_\_\_\_

## Big and Little Cats Worksheet 3

1 Look and read. Complete the sentences.



Grandad



Matt



Leo



Poppy



The bird



Mum and  
Dad

- 1 \_\_\_\_\_ Grandad \_\_\_\_\_ cooks supper.
- 2 \_\_\_\_\_ takes Grandad's meat.
- 3 \_\_\_\_\_ gives Leo some cat food.
- 4 \_\_\_\_\_ escapes from Leo.
- 5 \_\_\_\_\_ wants to catch a fish for Leo.
- 6 \_\_\_\_\_ arrive to take Matt and Leo home.

2 Draw a big cat. Write about it.

This is a \_\_\_\_\_

It's got \_\_\_\_\_

PHOTOCOPIABLE

Name: \_\_\_\_\_

Class: \_\_\_\_\_

## Big and Little Cats Worksheet 4

### 1 Read and match.

- |                            |                                 |
|----------------------------|---------------------------------|
| 1 Poppy and Matt           | fish in the river.              |
| 2 Grandad has got          | you can't catch that butterfly. |
| 3 There are a lot of       | play with Leo in the garden.    |
| 4 You're a good hunter but | a good idea.                    |
| 5 Grandad's fish           | cooking supper.                 |
| 6 Grandad is               | are hungry.                     |



### 2 How are big and little cats the same? How are they different? Write about them. Use the words in the box.

hunter ~~pet~~ teeth claws mane house meat

Little cats are pets.

# Worksheets Answer Key

## Big and Little Cats

### Worksheet 1

**1 Read and Match.**

1 b, 2 c, 3 d, 4 a, 5 e

**2 Circle the names of 6 animals in the long tail.**

fish, cub, kitten, mouse, butterflies, cat

### Worksheet 2

**1 Complete the crossword.**

Across: 1 forests, 3 people, 5 climb

Down: 2 teeth, 4 mice, 6 cubs

**2 Find these things in *Big and Little Cats*. Write the words.**

1 sleep, 2 fight, 3 tickle, 4 swim, 5 river, 6 meat / steak

### Worksheet 3

**1 Look and read. Complete the sentences.**

1 Grandad, 2 Leo, 3 Matt, 4 The bird, 5 Poppy, 6 Mum and Dad

**2 Draw a big cat. Write about it.**

Children's own answers.

### Worksheet 4

**1 Read and match.**

1 play with Leo in the garden, 2 a good idea, 3 fish in the river, 4 you can't catch that butterfly,  
5 are hungry, 6 cooking supper

**2 How are big and little cats the same? How are they different?**

**Write about them. Use the words in the box.**

Children's own answers.

## Teacher's Notes (1 of 2)

### Big and Little Cats

#### Subject links

The environment: habitat, food, hunters, threats to existence

Geography: forests and grasslands in Africa and Asia, climate

Biology: function of whiskers, tail, paws, sharp claws and teeth, fur and markings, mane, nocturnal animals

#### Before reading: prior knowledge

Ask the children about cats. Ask: *What are the parts of a cat? What different types of cats do you know?*

#### The factual section

##### Contents page

Ask the children if they can name any big cats. Ask if they have already heard of any of the big cats listed on the contents page. Ask: *Which big cat will we learn about on page 7? On which page will we learn about cheetahs? What is another name for little cats?*

##### Using the photographs

Ask the children what they can see in each photograph. Encourage the children to look at the backgrounds and to talk about the habitats. Ask the children if they think the animals are friendly or dangerous.

##### Using the Amazing Facts

Ask the children about themselves, e.g. *Cats sleep about eighteen hours a day. How many hours a day do you sleep? How many hours a day do you play outside?*

Ask the children about the Amazing Facts. *Which Amazing Fact is about the colour of fur? Which Amazing Fact do you like most? Why?*

Ask the children to work in small groups to find out more Amazing Facts about big or little cats. They can make their own drawings to illustrate them. These can be put up on a wall display.

##### Project work

Use the final Amazing Fact to talk about the number of big and little cats in the world. The children can find out more about their favourite big cats and how many there are in the wild. They can make a poster with pictures and facts.

Talk about pets with the children. Ask: *Have you got a pet? Would you like a pet? Would you prefer a cat or a dog?* Help the children to find out more about cats' senses and how their whiskers, paws, tongues and tails help them to understand their world. The children can make cat masks and work in groups to make up a short play about cats to perform in class.

The children can discuss cats as hunters: how they find their food and what they eat. Discuss problems cats have finding food in the wild. The children can work in pairs and write a poem or story about a hungry cat.

## Teacher's Notes (2 of 2)

### The story section

#### Title page

Ask the children to guess what the story might be about. Ask: *What cats might be in the story?*

#### Characters

Ask the children to discuss their favourite characters. Ask: *Is Leo a good cat or a bad cat?*

#### Using the activities and worksheets

The activities and worksheets focus on vocabulary, spelling and reading comprehension tasks. Encourage the children to re-read the text, and revisit the picture dictionary.

#### Using the Picture Dictionary

Ask the children to work in small groups. They need to look at the pictures and to make three lists of words: *Parts of the cat's body*, *What cats do* and *What cats eat*. When they finish, the groups can compare their lists.

Play charades. Divide the class into two groups: kittens and cubs. Give each group a set of words from the Picture Dictionary (e.g. paw, fight, sleep, swim, climb, etc). They take turns trying to guess which word the other group are performing. The group with the most correct guesses wins.



## Book Activities Answer Key

### Big and Little Cats

**1 Look at the pictures and complete the sentences.**

1 paw, 2 teeth, 3 claws, 4 whiskers, 5 tail, 6 fur

**2 Read and colour the cat.**

Fur: orange with brown spots, tail: orange with white stripes, paws: grey

**3 Complete the sentences with the words from the box.**

1 male, 2 stripes, 3 paws, 4 Kittens, 5 quiet

**4 Complete the crossword and find the secret word.**

1 grasslands, 2 tail, 3 garden, 4 spots, 5 hunter, 6 fight

Secret word: strong

**5 Unscramble the names of these cats.**

1 lion, 2 kitten, 3 tiger, 4 cheetah, 5 leopard, 6 panther

**6 Write the correct numbers from the box.**

1 100, 2 2, 3 4, 4 8, 5 18, 6 500

**7 Circle T (True) or F (False).**

1 T, 2 F, 3 F, 4 T, 5 T, 6 F

**8 Who says it? Match the speech bubbles to the character.**

1 Grandad, 2 Leo, 3 Matt, 4 Poppy, 5 Mum, 6 Grandad

**9 Put the story in order. Write the numbers.**

1, 4, 6, 2, 5, 3

**10 Who prefers it? Write *Grandad*, *Leo*, or *Grandad and Leo*.**

1 Grandad and Leo, 2 Grandad and Leo, 3 Leo, 4 Grandad, 5 Grandad and Leo