
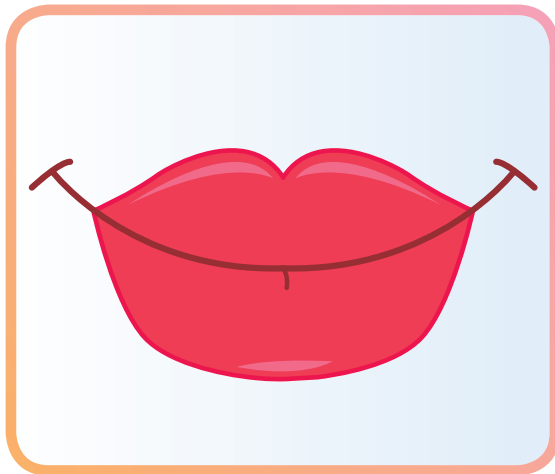
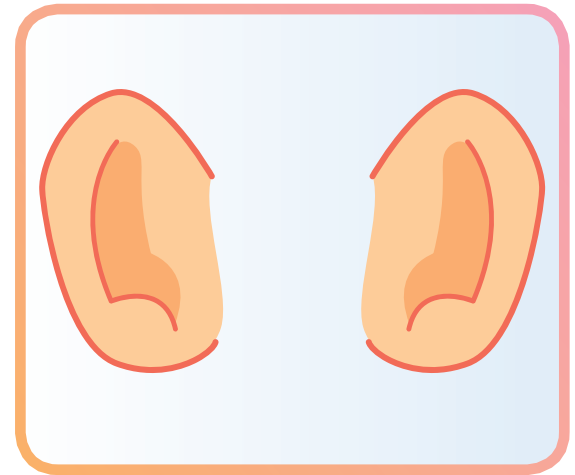



Unit 2 My Body

Lesson 1



Listen to the song **My Body**.

Sing the song.

Circle the body part when you hear its name.



Lesson 2

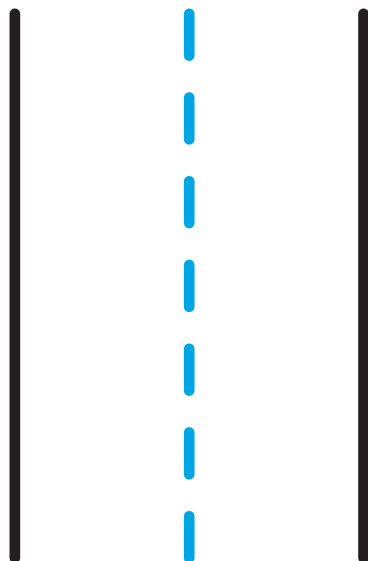
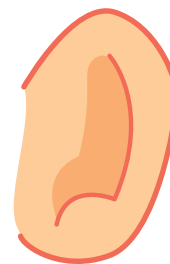


Point to the eyes. Say **Look! My eyes.**

Paste blue tissue paper balls on the eyes.



Lesson 3

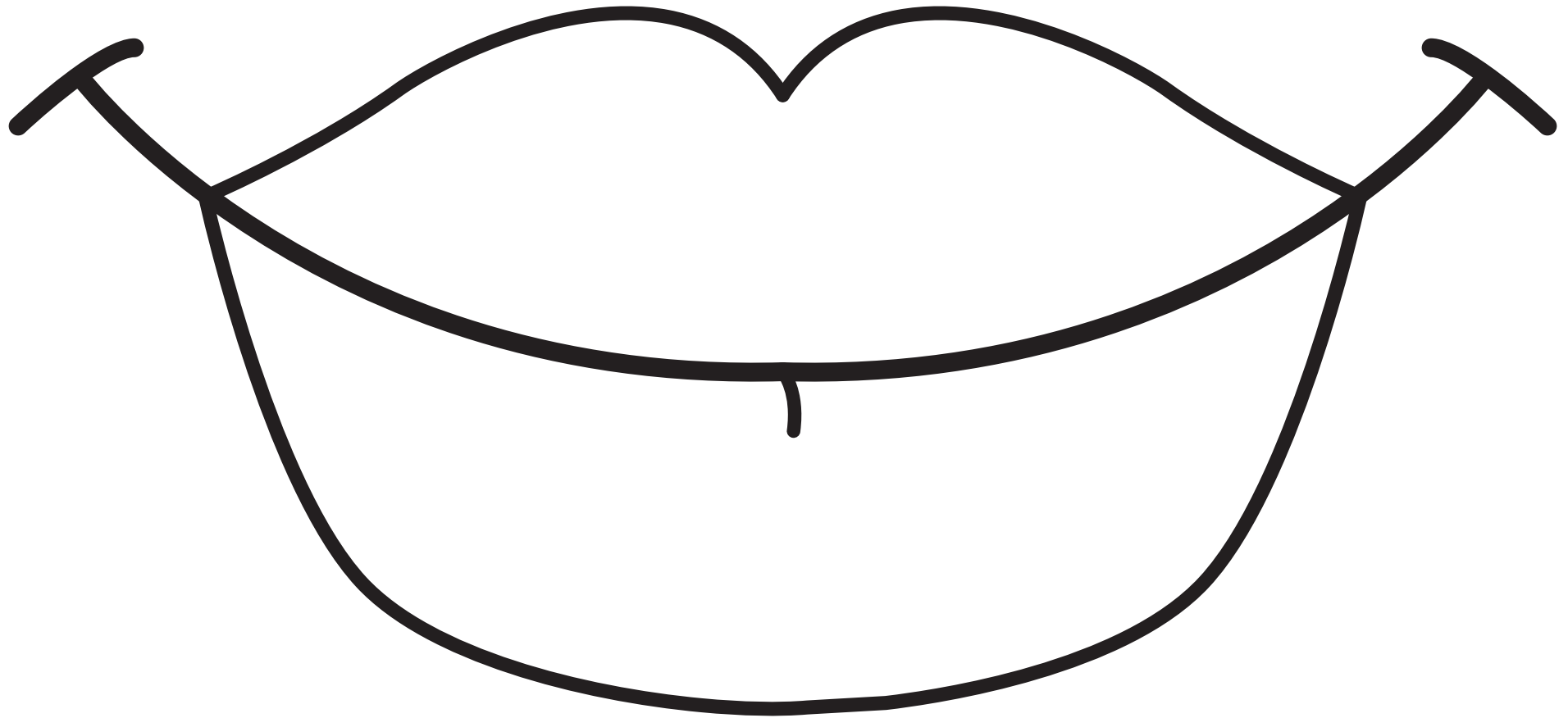


Point to the nose and the ears. Say **Look! My nose/ears.**

Follow each dashed line using your blue crayon.



Lesson 4




Point to the mouth. Say **Look! My mouth.**

Paste red eggshell pieces on the mouth.



Lesson 5




Point to the hands.
Say **Look! My hands.**

Put your left hand in blue paint.
Make a hand print.

Put your right hand in red paint.
Make a hand print.



Lesson 6





Point to your own eyes, nose, ears, and mouth.
Say **Look! My eyes/nose/ears/mouth.**

Paste the cut-outs from page 107
to complete the picture.




Lesson 7



Point to the eyes. Say **I see.**

Color the circle your favorite color.



Point to the hands. Say **I touch.** Paste something you like to touch inside the frame.



Lesson 8




Point to the hands. Say **Look! My hands.**

Say **I wash my hands.**

Color the water using wet blue chalk.



Lesson 9











Point to the square. Say **square**.

Follow the dashed line using your blue crayon.

Paste small blue paper squares inside the square.



Lesson 10



Point to the squares. Say **red square, blue square.**

Paste red and blue squares to continue the pattern.

