



**1** Where do you keep these ingredients? Look and write.

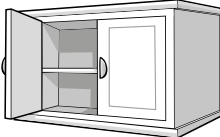

---



---



---



raisins

---




---



---



**2** **Talk Partners** Look at the picture and write questions. Ask and answer.



1 Is there any \_\_\_\_\_ ?

2 Are \_\_\_\_\_ ?

3 \_\_\_\_\_

4 \_\_\_\_\_

5 \_\_\_\_\_



645-715-245-759-245-585-783-759


\_\_\_\_\_ presents


1 Complete the sentences in the grammar table.


They need butter needs a little need a few need


1 I	_____	a lot of	nuts.
2 You	_____	some	_____.
3 She	_____	_____	raisins.
4 _____	_____	_____	cream.

2 Write the questions with *How much* or *How many*. Answer with *a lot*, *a little* or *a few*.

1  How many raisins do you need? I need a few raisins.

2  \_\_\_\_\_ salt do you need? \_\_\_\_\_

3  \_\_\_\_\_ ? \_\_\_\_\_

4  \_\_\_\_\_ ? \_\_\_\_\_

**Remember!**  
 'a lot', 'a little',  
 'a few' go  
 before nouns

3 **Talk Partners** Work with a friend. Invent a conversation. Act it out.

I'm going to make a cake.

Yes, please. We need some flour.

Good idea. Can I help?

How \_\_\_\_\_ ?

How \_\_\_\_\_ ?

OK. It's going to be delicious!

**CODE!** 177-849-715-269-389 195-153-457-245

**After you read**

1 Read and answer.

- 1 What are the children making?  
The children are making a Burfi cake.
- 2 What are the ingredients for the Burfi cake?  
 \_\_\_\_\_
- 3 What's wrong with the cake?  
It's \_\_\_\_\_.
- 4 Why is the cake salty?  
It's salty because \_\_\_\_\_.



2 Listen and circle the eight mistakes. Listen again. Write the correct words.



**Our Adventure Blog** by Lily, Josh and Ravi

In this adventure, we make a Burfi pizza. First, we get the ingredients together. Josh chops the biscuits. Lily adds the water. Luke isn't paying attention because he's playing a computer game.

- Ravi passes the oil to Josh. We put the cake in the fridge. The cake tastes disgusting because it's sweet. Luke's friend comes to visit and she brings a chocolate cake. It's delicious!

- |               |         |         |         |
|---------------|---------|---------|---------|
| 1 <u>cake</u> | 2 _____ | 3 _____ | 4 _____ |
| 5 _____       | 6 _____ | 7 _____ | 8 _____ |

3 **Thinking skills** Read and complete. What do you think?

- 1 I like / don't like this story because \_\_\_\_\_.
- 2 My favourite frame is number \_\_\_\_ because \_\_\_\_\_.
- 3 My favourite character is \_\_\_\_\_ because \_\_\_\_\_.
- 4 Would you like to make a Burfi cake? \_\_\_\_\_



177-245-153-715-231

1 Look, read and write.



1 She needs to chop the carrots.



2 She \_\_\_\_\_ to \_\_\_\_\_ the water into the pan.



3 He \_\_\_\_\_ to \_\_\_\_\_ the water.



4 They \_\_\_\_\_ to \_\_\_\_\_ the onions.



5 \_\_\_\_\_ the nuts and raisins.



6 \_\_\_\_\_ the soup.

2 Order the words in the grammar table. Write the sentences.


1 What	do?	does	he	need to
2 do	What	they	need to	chop?
3 add?	she	need to	What	does
4 stir?	need to	What	they	do

- 1 What does he need to do?
- 2 \_\_\_\_\_
- 3 \_\_\_\_\_
- 4 \_\_\_\_\_

3 Remember the song from Pupil's Book Lesson 4. Read and complete.

cook Stir chop Mix Then First green beans tomatoes

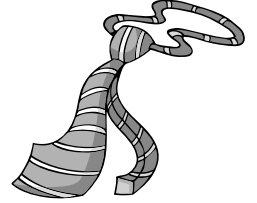


First \_\_\_\_\_, we need to get a pan. Next, we \_\_\_\_\_ the carrots.  
 \_\_\_\_\_ some \_\_\_\_\_, onions and \_\_\_\_\_.  
 \_\_\_\_\_, we put them in the pan. After that, we need to add the water. Then, we heat it up.  
 Finally, \_\_\_\_\_ the ingredients all together. \_\_\_\_\_ it all the time.



177-495-637-585-231-245 333-153-389-715

1 Think, say and write.

**Speak and spell**



igh

ie

i\_e


y

lie

\_\_\_\_\_

\_\_\_\_\_

\_\_\_\_\_



2 **Talk Partners** Work together to cross the river.

How do you spell pie?

P-I-E.

That's right! We can move to the first step. Now it's your turn to choose a word.

OK. How do you spell rice?

R-I-C-E.



871-153-853-947 333-153-389-715





## Literacy Text type: a recipe

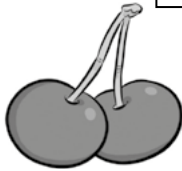
### After you read

#### 1 Read and order the recipe.

a After that, mix a few chocolate chips with the chopped nuts in a bowl.

b Then, pour a little raspberry sauce on the ice cream.

c Next, add two scoops of chocolate ice cream and one scoop of vanilla ice cream to the dish.



d Finally, add the cherries on top.

e Then, add the cream.

f First, break the biscuits into pieces. Put the biscuit pieces in the dish.

g Next, sprinkle the nuts and chocolate chips on the ice cream.



#### 2 Read and answer the questions.

- 1 What's the recipe for? A knickerbocker glory.
- 2 How many chocolate chips do we need? \_\_\_\_\_
- 3 How much raspberry sauce do we need? \_\_\_\_\_
- 4 What do we do first? \_\_\_\_\_
- 5 What do we add last? \_\_\_\_\_



#### 3 Read and write. Ask and answer. Talk Partners

- 1 What's your favourite dessert?  
My \_\_\_\_\_.
- 2 Can you name three different flavours of ice cream?  
\_\_\_\_\_
- 3 Do you prefer sweet or savoury food?  
I prefer \_\_\_\_\_.



501-637-849-759-783-153-195-333-245



Plan your writing

1 Cooperative learning Work with a friend. Plan your recipe. Make notes.

What are you going to make? \_\_\_\_\_

What ingredients do you need? \_\_\_\_\_

What equipment do you need? \_\_\_\_\_

What's the preparation time? \_\_\_\_\_

What do you need to do? \_\_\_\_\_



2 Use your notes to write and decorate your recipe.

Recipe name: \_\_\_\_\_

Ingredients:

- \_\_\_\_\_
- \_\_\_\_\_
- \_\_\_\_\_
- \_\_\_\_\_

Equipment:

- \_\_\_\_\_
- \_\_\_\_\_
- \_\_\_\_\_
- \_\_\_\_\_

Instructions:

First, \_\_\_\_\_.

Next, \_\_\_\_\_.

Then, \_\_\_\_\_.

After that, \_\_\_\_\_.

Then, \_\_\_\_\_.

Finally, \_\_\_\_\_.

Preparation time: \_\_\_\_\_

Share and check

3 Read your recipe with a friend. Write a tick (✓) or a cross (X).

I include the recipe name.

I include the preparation time.

I include the ingredients and equipment.

The instructions are in the right order.



269-715-245-195-457-495-245-759

**1 Listen and tick (✓).**  CD1 25

1 What does Luke eat first?

a a pretzel

b a taco

c a Belgian waffle

3 What does Luke add to his waffle?

a cherries, cream and nuts

b strawberries, cream and nuts

c chocolate chips, strawberries  
and cream

2 What does Luke add to his taco?

a peppers

b cheese

c onions

4 What does Luke ask for with his falafel?

a vegetables

b rice

c salad

**2 Explore the Internet with your teacher. Do the New York web quest.** 

1 What's the state fruit of New York? \_\_\_\_\_

2 What's the name of the famous statue in New York?  
\_\_\_\_\_

3 What's the name of the river that runs through New York?  
\_\_\_\_\_

4 How many people live in New York? \_\_\_\_\_

5 What time is it in New York now? \_\_\_\_\_

**3 Find out more. Investigate museums in New York.**

What's the MoMA? What can you see there? 



195-849-715-495-947 333-153-389-715



# Ready, Steady, Go!



Can you beat the clock?

**Cooperative learning** Work with a friend to do the quiz.

1 Name nine foods you can find in a cupboard.

\_\_\_\_\_

\_\_\_\_\_

\_\_\_\_\_

2 Name three foods you can find in a fridge.

\_\_\_\_\_

3 Read the answers. Write the questions.

\_\_\_\_\_? We need a few raisins.

\_\_\_\_\_? We need a little sugar.

\_\_\_\_\_? We need a lot of butter.

4 Complete the instructions.

\_\_\_\_\_ First \_\_\_\_\_, he needs to c\_\_\_\_\_ the nuts.

N \_\_\_\_\_, he needs to m\_\_\_\_\_ the butter, coconut and raisins.

T \_\_\_\_\_, she needs to a\_\_\_\_\_ milk and sugar.

F \_\_\_\_\_, we need to h\_\_\_\_\_ the mixture.

5 Where's Luke in this unit? \_\_\_\_\_

6 Break the code to find out where Luke goes next.



333-153-871-153-389-389 \_\_\_\_\_



**Thinking skills** Think about your work in this unit. Read, circle and write.



My work in Unit 1 is excellent / good / OK.

Now I can \_\_\_\_\_.

My favourite lesson in Unit 1 is \_\_\_\_\_

because \_\_\_\_\_.



759-783-715-153-389-311-333-783 333-153-389-715

# Teamwork

1 Read and match. Listen and check. Repeat.



1 What equipment do we need?

We can add cherries and grapes.

2 What flavour ice cream can we have?

Yes. Let's add chopped nuts and cream.

3 What fruit can we add?

We need an ice cream dish, a scoop and a spoon.

4 Do we need any other ingredients?

We can have lemon ice cream.

2 Listen and complete the notes. Which tip is the best?



### Tips for working together in a team

- 1 Listen to the other people in your team.
- 2 Make sure everyone has a turn to \_\_\_\_\_.
- 3 Speak \_\_\_\_\_.
- 4 Don't \_\_\_\_\_.
- 5 Be \_\_\_\_\_!



Let's write an ice cream sundae recipe!

3 Work in a group. Look at the questions and answers in Activity 1. Discuss and write your recipe.

### Ice cream sundae

Ice cream flavour: \_\_\_\_\_ Fruit: \_\_\_\_\_

Ingredients: \_\_\_\_\_

Instructions: \_\_\_\_\_

Equipment: \_\_\_\_\_