

PICNIC TIME!

1



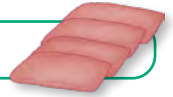
LOOK, LISTEN AND CHANT. THEN PLAY.

2



LOOK, TRACE AND COLOUR.


HAM



CHEESE



BREAD




TOMATOES



EGGS



BANANAS



APPLES



PEARS



3




LISTEN AND NUMBER. THEN SING.

- 1 Vocabulary presentation
- 2 Vocabulary practice: *Who's this? What's in the shop? How many (pears)?*
- 3 'Can I have some bananas?' song

4 26 LOOK, LISTEN AND CIRCLE.



5 LOOK AND CIRCLE 8 DIFFERENCES.



6 CUT OUT THE CARDS. THEN PLAY.


- 4 Vocabulary practice: Look at picture (1). Imagine you're (Sally): Can I have some...?
- 5 Vocabulary practice: Look at picture (1). How many (eggs)? Some (bread)? What colour are the (pears)?
- 6 Cut-outs game



7 27 LOOK AND LISTEN.

8 27 LISTEN AND POINT.




9  LOOK AND STICK.



10    LOOK AGAIN, LISTEN AND NUMBER. THEN ROLE-PLAY.

11   LOOK, LISTEN AGAIN AND CIRCLE.




🗣️ Story follow-up: *What's this? Is it some (ham)? What are these? Imagine you're Sally: Can I have some...?*

12



LOOK, LISTEN AND REPEAT. THEN CROSS OUT.

Can you say...?



13





LOOK, LISTEN AND TICK (✓). THEN ROLE-PLAY.







1



2




14   LOOK, LISTEN AND TICK (✓).

1 	
<input type="checkbox"/>	<input type="checkbox"/>
2 	
<input type="checkbox"/>	<input type="checkbox"/>
3 	
<input type="checkbox"/>	<input type="checkbox"/>




Mini-dictionary


 24  




APPLES



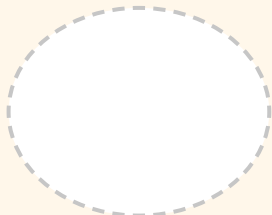
BANANAS




BREAD




CHEESE




EGGS



HAM



PEARS



TOMATOES

14 Vocabulary practice: What colour are the apples? How many pears? Big or small bananas?


UNIT
3

PICNIC TIME!

1



FIND AND COLOUR. THEN TRACE, COUNT AND WRITE.






- APPLES
- EGGS
- BANANAS
- PEARS
- TOMATOES


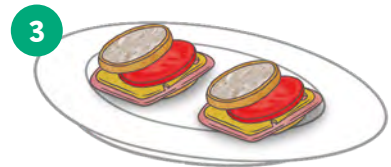


2



LOOK AND SAY. THEN PLAY.



3   LOOK, LISTEN AND MATCH.





4  LOOK AND CIRCLE 8 DIFFERENCES.





3 Story follow-up: What's in the sandwiches? Big or small?

4 Vocabulary practice: Who's this? How many (tomatoes)? Big or small? What colour are the (pears)?

5  LOOK AND TRACE.



6   LOOK, LISTEN TO YOUR TEACHER AND TICK (✓).

