

UNIT

6

On the beach

1

40



Listen and number. Then listen again and repeat.



2

41



Listen and match. Listen again and complete. Then sing.

- a I want to make a sandcastle.
- b I want to go fishing.
- c I want to play frisbee.
- d I want to go snorkelling.


We want to look for (1) _____.


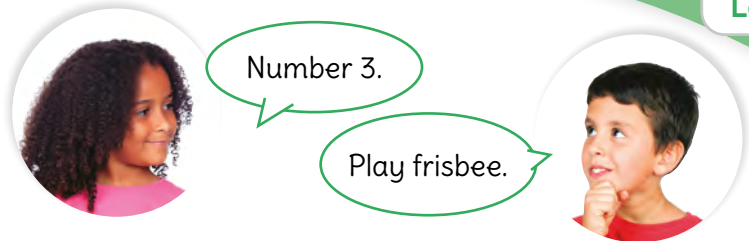
We want to look for (2) _____.



But we can't!

Look at the weather!



1  Roll a dice, look and say.



2   Listen to Rick and put a tick (✓) or a cross (✗).



3  Look at Activity 2 and write.



- 1 I want to play frisbee _____.
- 2 I don't want to _____.
- 3 _____.
- 4 _____.
- 5 _____.
- 6 _____.

HOP into grammar

I want to play frisbee.
I don't want to play frisbee.

1 Listen, read and answer: Why is Vicky sad at the beginning? Then act out.



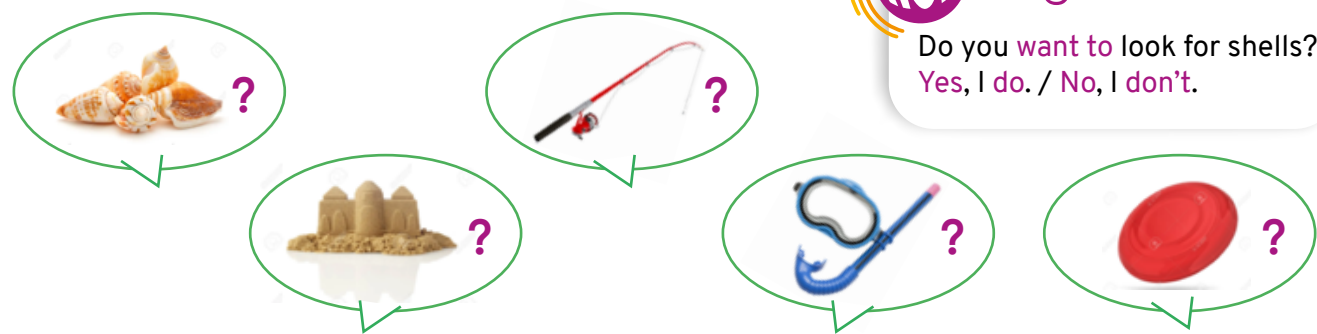
2 Look at Activity 1 and write *want* or *don't want*.

1 I _____ go snorkelling.
 2 I _____ look for shells.
 3 I _____ play frisbee.
 4 I _____ make a sandcastle.


3 Think of your next holidays. Ask and answer.

HOP into grammar

Do you **want to** look for shells?
 Yes, I do. / No, I don't.



1 Listen and number. Then listen again and repeat.



2 Complete.



(1) Have you got a snorkel?

(2) _____ you _____ to go snorkelling?



Yes, I have.

Yes, I do!



(3) _____ you _____ a frisbee?

(4) _____ you _____ to play frisbee?



Yes, I have.

Yes, I do!



Have (5) _____ a bucket?

Do (7) _____ to look for shells?



Yes, I (6) _____.

Yes, I (8) _____!

3 Create a dialogue. Use sports and objects from Unit 1.

Let's read!



1



Listen and read.

Larry and his friend Amy are on the beach.



2   Read again and put the sentences in order.

a I haven't got my snorkel.

c I want to go snorkelling.

b I want to look for pirate treasure!

d I want to swim to that rock.

3  Complete.




red

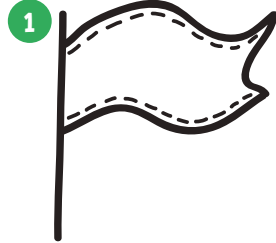
swim

dangerous

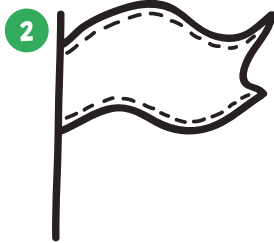
flag

Don't (1) _____ in the sea when the (2) _____
is (3) _____. It's (4) _____!

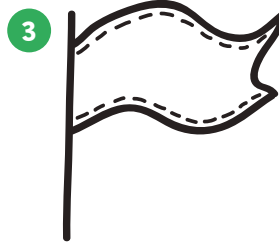
4  Read and colour the beach flags in your country.



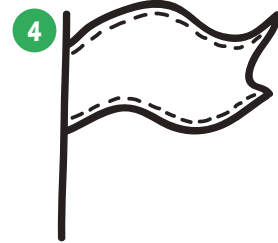
The sea is calm.
You can swim.



The sea isn't very
calm, but you can
swim.



The sea is rough,
but you can swim.



The sea is very
rough. You can't
swim.



Is it important to
respect the beach
flags? Why?

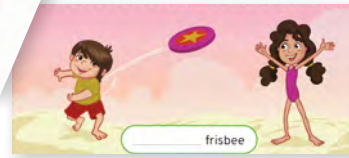


1   Make and play.





Hand holding a pair of scissors cutting a paper template. The template has several sections with illustrations and labels:

- for shells:** A bucket and shells. Phonics: a b ck - l
- a sandcastle:** A sandcastle. Phonics: s s a e
- fishing:** A fishing rod. Phonics: a f l g r d
- snorkelling:** A snorkel. Phonics: a s - ark - l
- frisbee:** A frisbee. Phonics: a fris - e




Dialogue between a boy and a girl:

- Boy: Have you got a spade?
- Girl: No, I haven't.
- Boy: Have you got a fishing rod?
- Girl: Yes, I have.
- Boy: Do you want to go fishing?
- Girl: Yes, I do!

2   Read. Then draw and write.

Handwritten text on a notepad:

I've got a frisbee and a snorkel. I want to play frisbee and I want to go snorkelling. I don't want to look for shells.




I've got _____ and _____

_____ . I want to _____ and _____

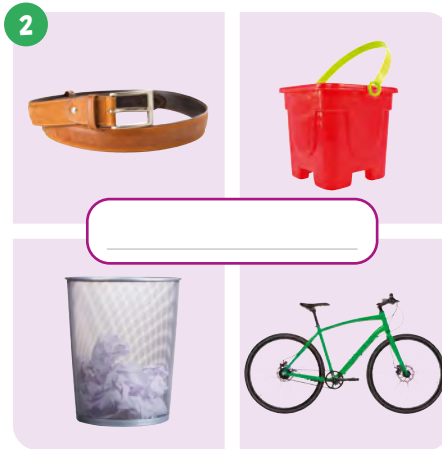
I want to _____ .

I don't want to _____ .





1 What's the connection? Look, think and write a word.



2 Read, think and complete.

- 1 Here's my helmet. I want to _____.
- 2 Mmm, I'm hungry! I want to _____.
- 3 I'm wearing my flippers. I want to _____.
- 4 Here's my bucket. I want to _____.
- 5 I've got a new ball. I want to _____.
- 6 Here's my fishing rod. I want to _____.



Hop into the world

1



What can't you find on a beach? Look and circle.



sand



rocks



jellyfish



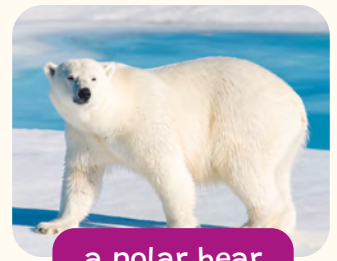
a crab



seaweed



a shark



a polar bear



fossils



plastic




water

2




Read and complete with words from Activity 1.

1  _____ can be red, pink, orange, purple, green or black.


2 Some beaches have got  _____.

3  _____ produce oxygen.

4  _____ make their house on the beach.

5  _____ and  _____ are dangerous.

6 Animals on the beach can eat  _____ and die.

3  Plastic is one of the main reasons for beach and ocean pollution. What can we do to help our planet? Match.

1



2



3




4



5



- a Use paper straws.
- b Put plastic in the recycling bin.
- c Use your own bottle.
- d Recycle them.
- e Use a cloth bag.

4  Look, read and discuss: Can you think of any other ideas?

How can we recycle plastic?



a toy robot



a pencil holder



a broom



plant pots




a bird feeder



Project

In pairs, choose one of the recycling ideas from Activity 4 and make the object. Then organize a 'recycling art exhibition' with your classmates and invite the rest of the school.

Integration 3

1  Look and complete.


Welcome to the museum! This is Jerry!
 He (1) has got a big body.
 He (2) _____ a long neck and a
 small head. He (3) _____ big feet.
 He (4) _____ fingers or toes.



2  Write the words in order. Then complete the answers.

got long she  Has
 (1) _____ ?

she  got big Has
 (3) _____ ?

 she got Has a
 (5) _____ ?

That's my favourite robot!


Yes, (2) _____.

Yes, (4) _____.


No, (6) _____.

She (7) _____ big ears.

3  Look at Activity 1 again and tick (✓) Natalie's favourite robot.

4  Look and complete.



5  Complete the questions with *Do you want* or *Have you got*. Then complete Bobby's answers.




UNIT 6

On the beach

1  Find and circle 6 words. Then complete and match.

| | | | | | | | | | | |
|---|---|---|---|---|---|---|---|---|---|---|
| E | T | S | I | S | R | E | L | N | A | M |
| S | A | N | D | C | A | S | T | L | E | O |
| E | W | O | R | O | X | N | R | A | Z | V |
| R | F | R | I | S | B | E | E | B | C | F |
| A | R | K | M | O | D | F | A | G | D | I |
| S | H | E | L | L | S | A | S | A | X | S |
| H | O | L | T | U | E | H | U | S | Y | H |
| E | V | L | Q | X | R | I | R | I | B | I |
| L | T | I | U | I | Y | J | E | Y | B | N |
| T | F | N | E | M | P | T | G | I | N | G |
| F | A | G | M | P | S | Y | S | A | C | D |




- 1 look for _____
- 2 play _____
- 3 go _____
- 4 make a _____
- 5 look for _____
- 6 go _____



2  Look and complete with *want to* or *don't want to*.




I _____
play frisbee.

4 


I _____
make a sandcastle.




We _____
look for treasure.

5 


We _____
look for shells.



I _____
go fishing.

6 

I _____
go snorkelling.

3  Write the words in order.

you play want Do frisbee to
(1) _____ ?



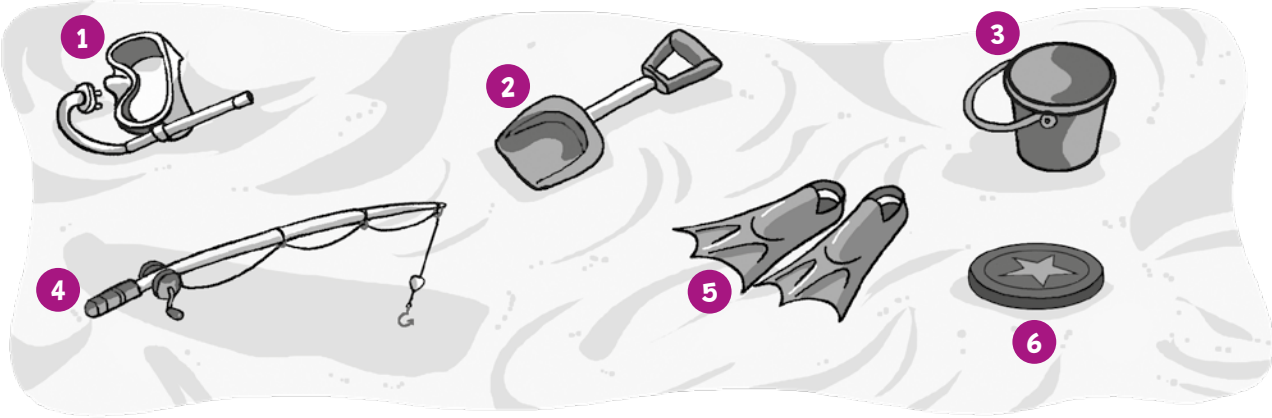
don't No, I
(2) _____ .

snorkelling Do to want go you
(3) _____ ?



I Yes, do
(4) _____ .

4  Complete.



1 sn _ r _ _ l


3 b _ ck _ t

5 f _ _ ppers

2 sp _ d _

4 _ i _ _ ing r _ _

6 f _ i _ bee

5  Look and complete.



Do you want

Have you got

Yes, I do!

Yes, I have.

Have you got
a fishing rod?

No, I haven't.

(1) _____
a spade?

(2) _____

(3) _____
to make a sandcastle?

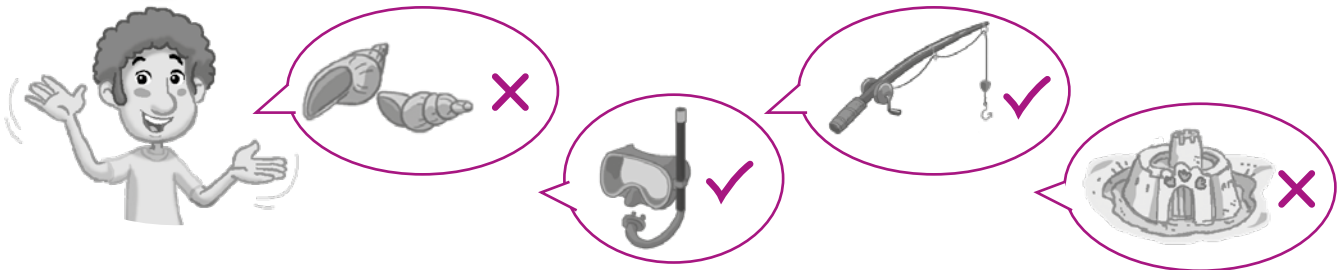
(4) _____

6 Let's revise!

This unit is...



1 Look and complete.



- 1 I want to _____.
- 2 I _____.
- 3 I don't _____.
- 4 I _____.

2 Write the words in order. Then look and write the answers.

- 1 want frisbee you Do play to

_____?



- 2 sandcastle make you Do a to want

_____?



3 Complete. Then look and write the answers.

(1) _____ you got a spade?

(2) _____

(3) _____ you _____
a _____?

Yes, I have.

(4) _____ you _____ a snorkel?

(5) _____

(6) _____ you _____ a _____?

Yes, I have.