

NEXT STATION







WORKBOOK

Viv Lambert

Denise Santos

2nd Edition





1 Find and circle six adverbs and complete the sentences.

w	l	o	u	d	l	y	k	c
q	l	c	b	j	q	b	g	a
n	p	l	a	d	u	v	w	r
h	e	e	k	n	i	q	m	e
d	w	a	q	p	e	k	d	f
s	h	r	t	w	t	f	o	u
l	k	l	q	l	l	l	l	l
h	s	y	j	h	y	p	a	l
p	a	t	i	e	n	t	l	y

- 1 I wrote neatly in my new English book.
- 2 It's important to study _____ in the library.
- 3 They clapped _____ when I won the singing competition.
- 4 We waited _____ for twenty minutes before the concert started.
- 5 You can't speak _____ when you're eating.
- 6 Read the story _____. I'm going to ask you questions about it.

2 Check (✓) the adverbs you can use with each verb.

1 shout	a loudly	<input checked="" type="checkbox"/>	b patiently	<input type="checkbox"/>	c quietly	<input type="checkbox"/>	d clearly	<input type="checkbox"/>
2 clap	a loudly	<input type="checkbox"/>	b carefully	<input type="checkbox"/>	c clearly	<input type="checkbox"/>	d quietly	<input type="checkbox"/>
3 write	a clearly	<input type="checkbox"/>	b neatly	<input type="checkbox"/>	c carefully	<input type="checkbox"/>	d patiently	<input type="checkbox"/>
4 read	a carefully	<input type="checkbox"/>	b patiently	<input type="checkbox"/>	c quietly	<input type="checkbox"/>	d neatly	<input type="checkbox"/>
5 speak	a neatly	<input type="checkbox"/>	b loudly	<input type="checkbox"/>	c clearly	<input type="checkbox"/>	d patiently	<input type="checkbox"/>
6 listen	a patiently	<input type="checkbox"/>	b neatly	<input type="checkbox"/>	c carefully	<input type="checkbox"/>	d clearly	<input type="checkbox"/>


3 Read and write *True* or *False* for yourself. Then write three true sentences about yourself using adverbs.

- 1 I usually speak quietly. _____
- 2 I always dress neatly. _____
- 3 I do my homework carefully. _____
- 4 _____
- 5 _____
- 6 _____



1 Complete the sign using *have to* or *can't*.

Safari Park Rules



- 1 You can't feed the animals.
- 2 You _____ touch the animals.
- 3 You _____ stay in your car.
- 4 You _____ close your windows.
- 5 You _____ watch carefully.
- 6 You _____ shout loudly.

2 Look and write using *have to* or *can't*.


run
use
dive
study



You can't run in the school.



You _____ your phone during class.



Shh! You _____ quietly in the library.



You _____ in the pool.

3 Rewrite the sentences using *can't*.

1 You have to speak quietly.

You can't speak loudly


2 You have to study for the test.

3 You have to respect your classmates.

4 You have to listen to your teacher.

1 Read the sentences from *The Wrong Bus* and *The Wrong Shoes*. Write *bus* or *shoes*.


● ● ● < >
www.publishprose.com
+
📄



The Wrong Bus

- 1** I walked to school without looking at my feet. _____ shoes
- 2** I was sitting on the bus looking out the window. _____
- 3** When we arrived at school, I looked at my feet. _____
- 4** The bus wasn't going to school. It was going to the countryside. _____
- 5** I saw a field and some cows out the window. _____

- 6** I was wearing one pink shoe and one yellow shoe. _____
- 7** I got off the bus and waited patiently for a bus back to town. _____
- 8** I ran home quickly and changed my shoes. _____
- 9** "Please look at the bus more carefully tomorrow." _____
- 10** "Please dress more carefully tomorrow." _____



The Wrong Shoes

2 Look at page 94 of your Student's Book and complete the script for *Oscar's Dream*.

comfortably slowly quickly kindly loudly late patiently early loudly

Teacher (1 loudly): Oscar! Why are you 2 late again?

Oscar: Well, I was sleeping 3 _____ in my bed and I had a dream. In my dream, I was getting up and getting ready for school. My friend Billy came to my house and we walked to school 4 _____. We arrived at school 5 _____. Then the school bell rang really 6 _____.

Teacher (7 _____): Then what happened, Oscar? Please finish the story.

Oscar (8 _____): Umm ... I woke up. It wasn't the school bell. It was the doorbell. It was Billy. It was eight thirty. He was ready to walk to school and I was in my pajamas!

Teacher (9 _____): Oh, no, Oscar! Please go to bed earlier tonight.

1 Complete the chart.

Adjective	Adverb
patient	patiently
	quietly
loud	
comfortable	
	kindly
	quickly
clear	
neat	
bad	

2 Rewrite the sentences using adverbs from Activity 1.

- Oscar dressed for school. Oscar dressed neatly for school
- He was waiting for the bus. _____
- He was sitting on the sofa. _____
- He ran into the classroom. _____
- "Why are you late again?" she shouted. _____
- "Please don't be late tomorrow," she said. _____

3 Read and write the teacher's words.

- 1** Oscar is walking to class slowly.

"Please walk quickly."

- 2** Oscar is talking loudly.

- 3** Oscar's writing isn't neat.

- 4** The teacher can't understand Oscar when he speaks.

1 Find and write. Then match the words and pictures.

1 krad _____ dark

3 ritlet _____

5 esach _____

2 tibe _____

4 solt _____

6 lures _____



2 Complete the questions with words from Activity 1.

1 Did you get _____ *lost* _____ when you were young? Where were you?

2 Which animals sometimes _____?

3 Are you scared at night when it's _____?

4 Name one of your school _____.

5 Where do you put _____ at school?

6 Do you sometimes _____ your friends on the playground?



3 Listen and complete.

1 You _____ *have to* _____ go to school.

2 You can't be _____.

3 You _____ take your brother to the park.

4 You can't _____ your brother in the dark.

5 You _____ fight.

6 You can't _____ or _____.


7 You _____ be last.

8 You can't _____ the ball really hard in the yard.



1 Look and read. Then write a piece of advice.

see a doctor wear a watch ~~talk to your teacher~~ go to bed



2 Rewrite the sentences using *should* or *shouldn't*.

- 1 Go to sleep now. You should go to sleep now
- 2 Eat healthy food. _____
- 3 Don't go to bed late. _____
- 4 Don't eat candy for breakfast. _____



1 Read. Circle the positive comments and underline the negative ones.

3 Comments



@TheGreatcfm28091922 10 minutes ago

This game is awesome! But you have to move carefully to complete the game.



@rickyMe2006jan yesterday

I like the visuals in level 7, but the other levels are too dark.



@WeAreTheFuture 2 days ago

I don't understand the rules of this game. They're very confusing.



2 Find out! Complete about a video game you like.

Video game title	
Two positives	
Two negatives	
Interview a family member: Does he / she agree with you? Why / Why not?	

LOOK OUT!

You can use **He / She agrees / doesn't agree ...** to report the results of your interview. E.g. *I think the missions in "Made in Kenya" are boring, but my dad **doesn't agree**. He thinks the missions are exciting.*



UNIT 8 GAME TIME

- 1 Make two sets of cards with these words on them. Use different colors for each set.



- 2 Play the game.

Rules

- 1 Play with a friend.
- 2 Put the cards face down on the desk in two sets.
- 3 Take turns choosing one card from each set.
- 4 Don't show your cards to your friend.
- 5 Act out the phrase the cards make.
- 6 Have your friend guess what you're doing.

HELLO! WHAT
AM I DOING?

**Speak
English**

Loudly

You're speaking
English loudly.