

In \_\_\_\_\_'s market, there aren't any ...

1 \_\_\_\_\_

2 \_\_\_\_\_

3 \_\_\_\_\_

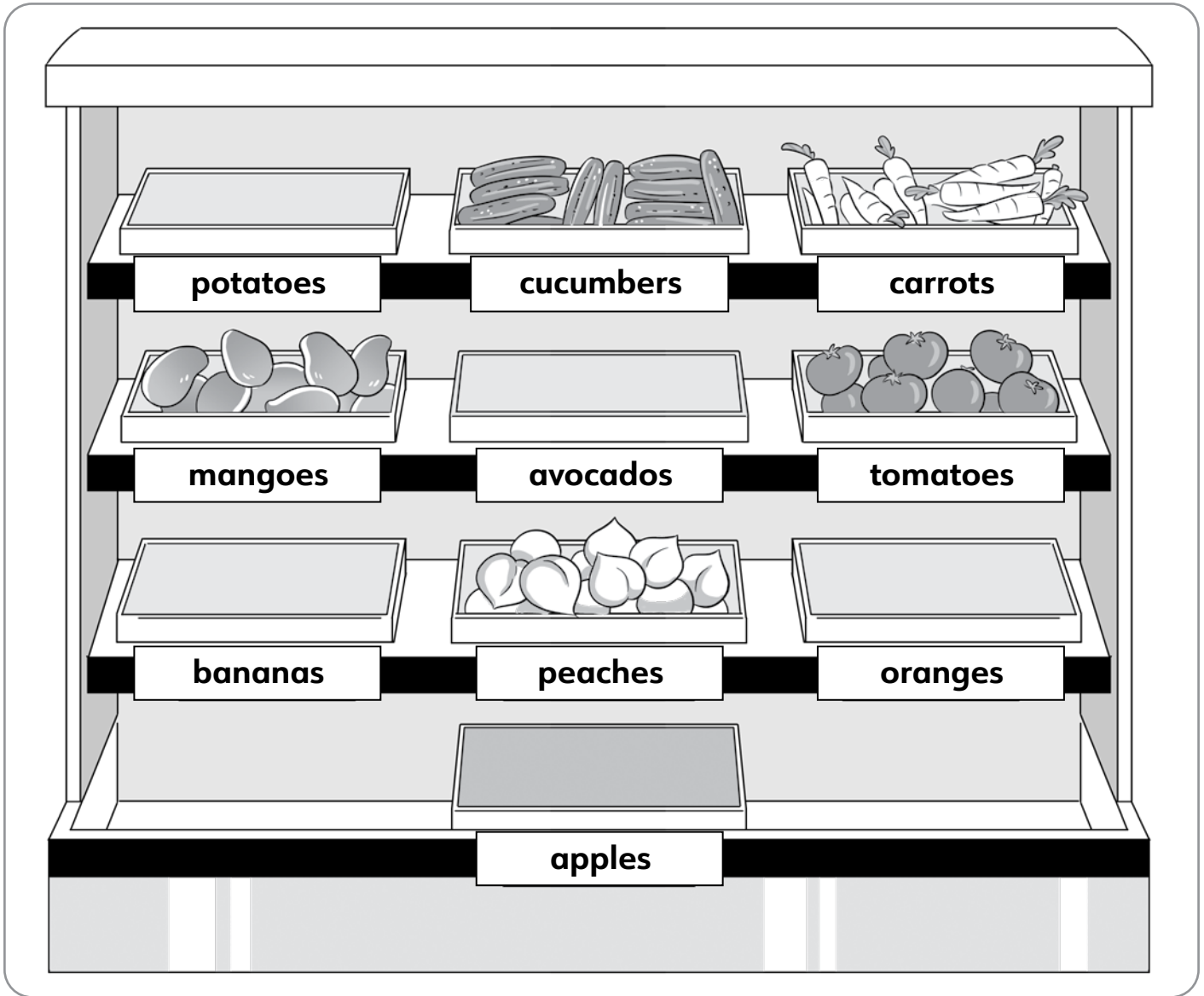
**How to Play:**

Students A and B: Look at the picture of your market.  
 Students A and B: Take turns to ask and answer about the food in both markets.  
 Students A and B: Find and write three foods that your partner doesn't have.

**Example:**

Student A: *There are some potatoes in my market. Are there any potatoes in your market?*  
 Student B: *No, there aren't.*





In \_\_\_\_\_'s market, there aren't any ...

- 1 \_\_\_\_\_
- 2 \_\_\_\_\_
- 3 \_\_\_\_\_

**How to Play:**

Students A and B: Look at the picture of your market.  
 Students A and B: Take turns to ask and answer about the food in both markets.  
 Students A and B: Find and write three foods that your partner doesn't have.


**Example:**

Student A: *There are some potatoes in my market. Are there any potatoes in your market?*  
 Student B: *No, there aren't.*

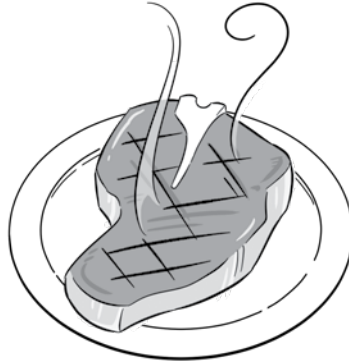


Student A

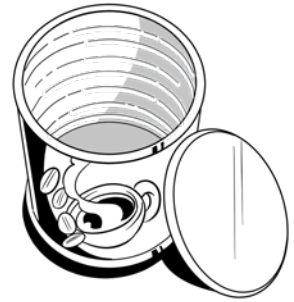
Student B



popcorn



beef



coffee



pasta



chicken



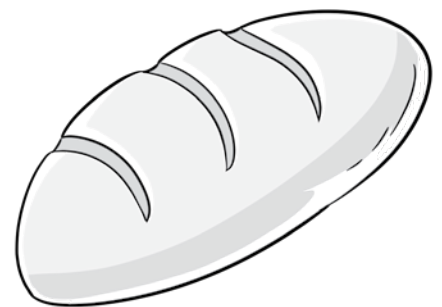
tea



lemonade



soda



bread

**How to Play:**

Students A and B: Mix the cards and spread them out face down.

Student A: Turn over two cards. Say the food with *There's some* or *There isn't any*.

If the food items are the same, take the cards. If not, turn them over.

Students A and B: Take turns until all cards are gone.

**Example:**

Student A: *There isn't any popcorn. There isn't any tea.*  
They don't match.

Student B: *There's some chicken. There's some chicken.*  
They match!

Student A: *Good! Go again.*

