

# Little 3 Campers

Activity  
Book

Lorena Peimbert



# Contents

<b>My Book</b> .....	4
<b>Unit 1</b> My School .....	5
<b>Unit 2</b> My Body.....	15
<b>Unit 3</b> My Clothes .....	25
<b>Unit 4</b> My Family .....	35
<b>Unit 5</b> My Toys .....	45
<b>Unit 6</b> My Meals .....	55
<b>Unit 7</b> My Animals .....	65
<b>Unit 8</b> My Community .....	75
<b>Unit 9</b> My Ride .....	85
<b>Workbook pages</b> .....	95
<b>Cut-outs</b> .....	113



# My Book

The little campers help you know what the lesson is about.



- Listening to new words



- Saying new words



- Learning about nature



- Learning about my community



- Learning about math and science

The We Care pages help you think about important topics



Cultural Diversity



Health and Well-being



Socio-emotional Education



Sustainable Development







• Listen and point.



• Sing.



• Trace.








• Look and match.

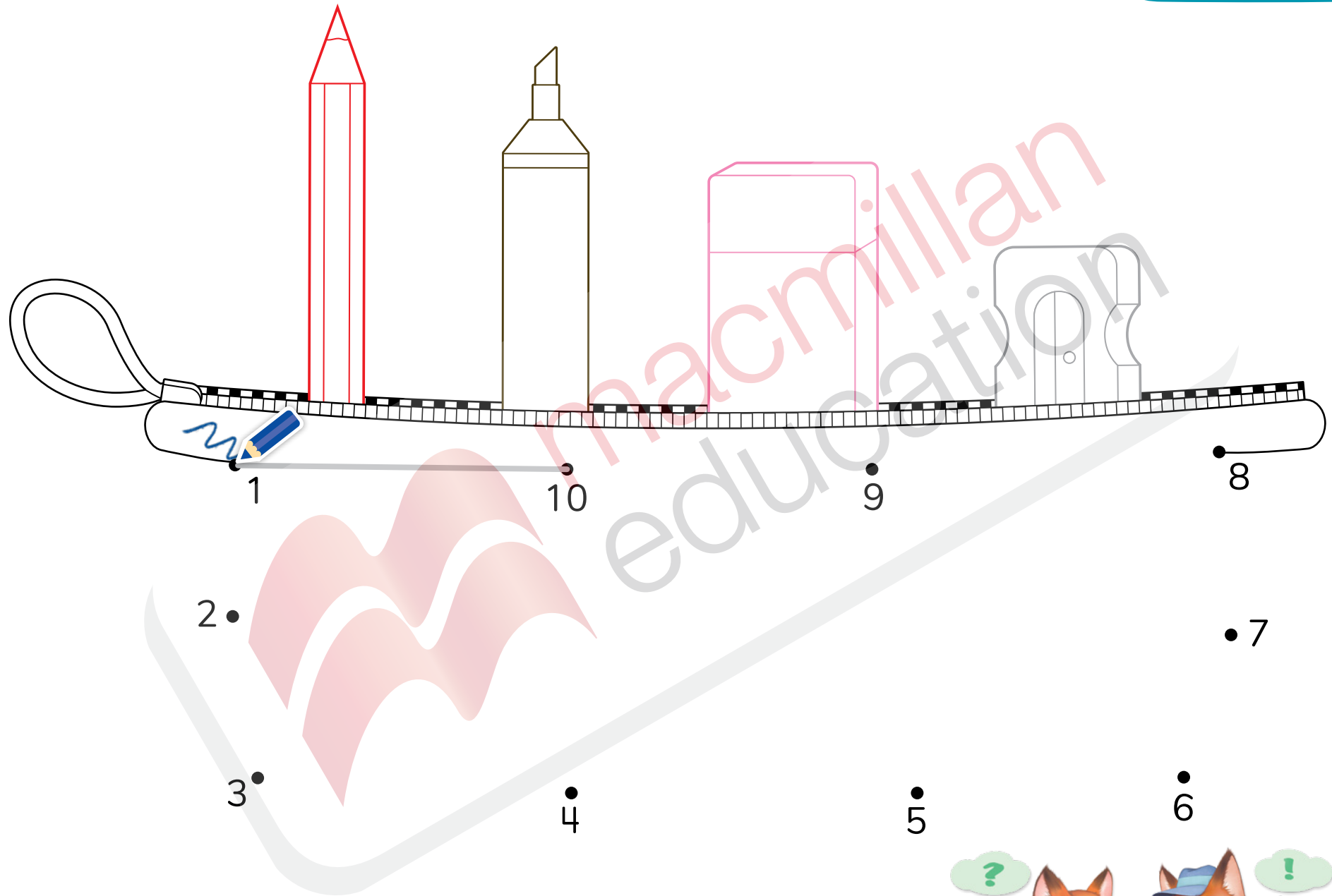
• Point and say I have (a) (yellow) (pencil).





• Look and color.

• Point and say I have (a) (brown) (sharpener).



- Join the dots.
- Decorate.
- Point and say I have a (blue) (pencil case).






The tracing practice area consists of four rows of dashed lines. Each row is flanked by two circular illustrations of children. The first row shows a girl with a red lunchbox and a red pencil. The second row shows a girl with a yellow lunchbox and a yellow pencil. The third row shows a girl with a green lunchbox and a green pencil. The fourth row shows a boy with a purple lunchbox and a purple pencil. A large, stylized pink letter 'M' is overlaid on the tracing lines. A diagonal watermark reading 'macmillan education' is also present across the page.

• Trace.

• Point and say I have a (yellow) lunchbox.  
Look! There (is) (a) (banana).





• Listen and say I lost my (sharpener). Here it is! I found it.

• Find and circle.









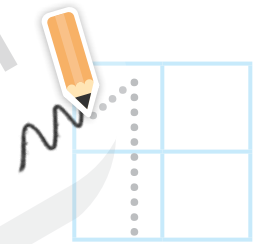

• Look.

• Cross out or circle.

• Point and say I take care of my (pencil case).








• Point and say I lost my marker.

• Look and number.





• Go to page 113. Cut and paste.

• Look and count.

• Point and say **The (sharpener) is (3) cm long.**





Name school objects that help you.

• Look and match.

• Say I need (an) (eraser).









# Unit 1 • My School

We Share. 



  
Name school objects that help you.

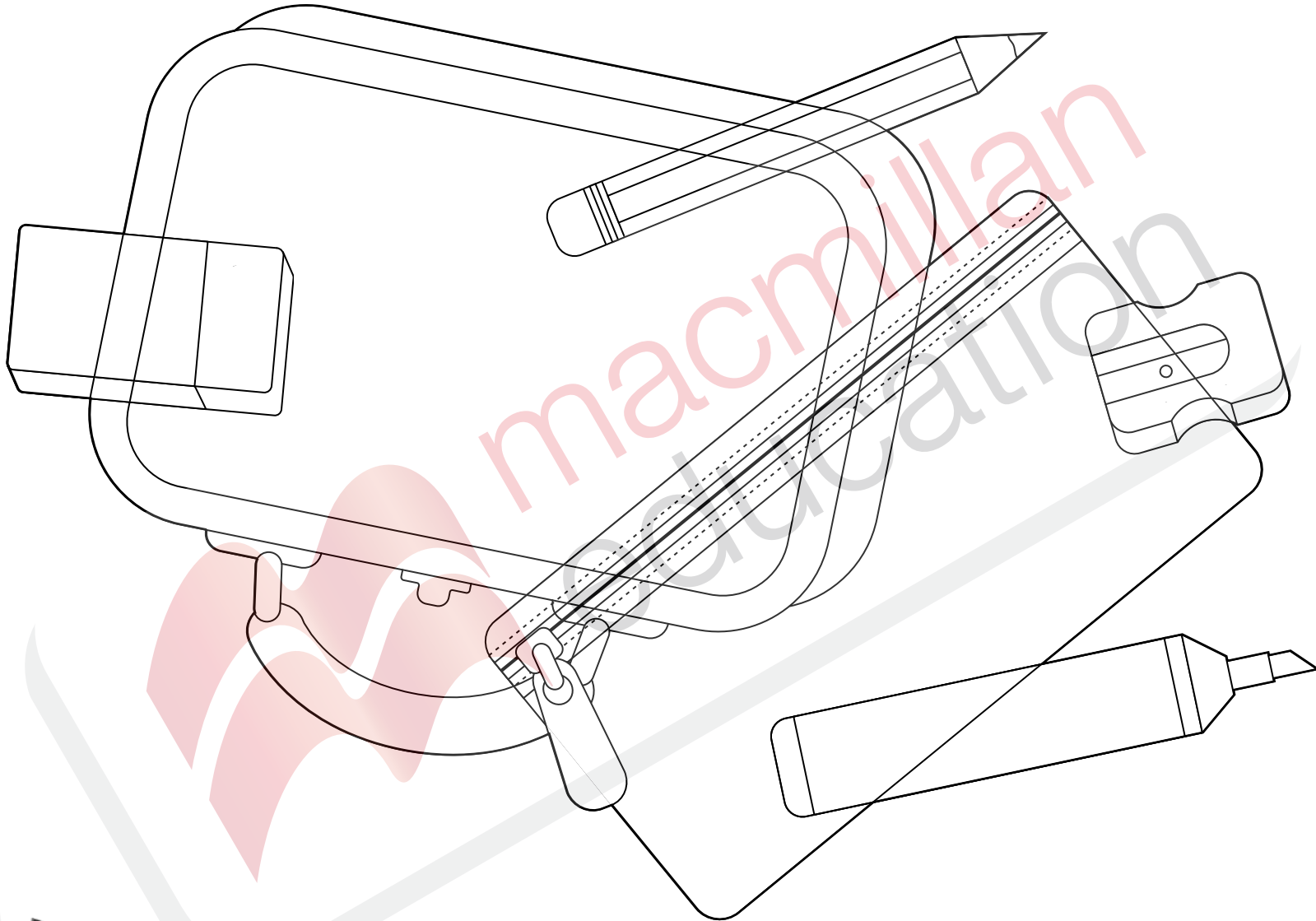
- Draw and color.
- Cut and paste.
- Point and say I need (a) (sharpener).






# Unit 1 • My School

Review







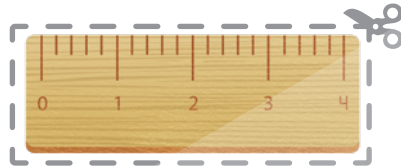

• Find and color.

• Point and say I have (an)  
(orange) (lunchbox).




# Cut-outs

Unit 1 • My School







macmillan  
education