

oranges



cucumbers



grapes



strawberries



tomatoes



carrots

I don't like .

I like and .

What do you like?

I like .







bag



red



kid



I can make  
words with !



# Ruby Doesn't Waste Food

Lesson 3

Story



AB p 40  
LSP p 56

1 Sing *The Storytime Song*. 2 Preview and predict with a Picture Walk. 3 Listen and enjoy the story.  
4 Listen, point, and say. Then act out.

**Key Language:** oranges, grapes, fruit; I (like) (oranges). Don't waste food. Let's (eat)!

Unit 6






# Feel it!



# Try it!



# Do it!







juice



smoothie



lemonade

Do you like 🍊 🥛 ?

No, I don't.

Do you like 🍷 🍷 ?

Yes, I do.



# Lesson 6 Phonics



mom



hot



bug



I can make  
words with !



AB p 77  
LSP p 60

1 Sing *The Alphabet Song*. 2 Listen, point, and say. 3 Find and say the words with /o/ and /u/.  
4 Color the sun. 5 Chant *Yum!* 6 Listen to Marco. How about you?

**Key Language:** mom, hot, bug, cup; Mom and I sit under an umbrella. There's a bug.

Unit 6

59



# They're Good for Me!

1



 are good for my .



2



 are good for my  and .

3



 are good for my .

4



 are good for my .


5



Fruit and veggies are good for me!

What is your favorite food good for?










What can we eat?



## Lesson 9 Project

### My Leftover Smoothie



AB p 44  
NSP p 36-37

1 Listen to Ruby. Circle. 2 Make your Leftover Smoothie poster on page 105. 3 Display your smoothie. 4 Listen and point. Then role-play. 5 Make a real smoothie with leftover food.

**Key Language:** *Do you like (cucumber) smoothies? (No), I (don't).*

Unit 6

# Lesson 10 Assessment



a e i o u

17



AB p 45  
LSP p 62

1 Sing *I'm Hungry*. 2 Listen and find with Ruby. 3 Ask and answer *What do you like? I like (grapes)*.  
4 Find and say words with /a/, /e/, /i/, /o/, or /u/. 5 Count Ruby's leaves. 6 What can Ruby do to avoid wasting food?  
Listen and stick.

Unit 6