




1 Look and count the rabbits' carrots. Write. Look and count the butterflies' carrots. Write. 2 Add and write. 3 Tell a math story.

Key Language: numbers 1-15, rabbit, butterfly, carrots

Name: _____


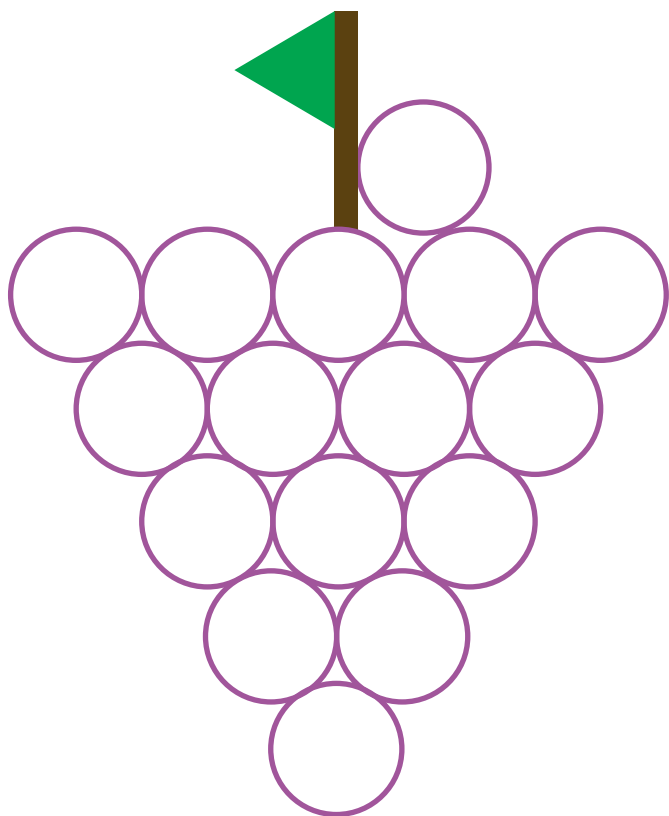


1 Point and say. 2 Circle to complete the patterns. 3 Color to make your own pattern. Point and say.
 3 Ask and answer *Do you like (smoothies)?* **Key Language:** *juice, smoothie, lemonade; Do you like (smoothies)? Yes, I do. No, I don't.*

Name: _____

16

17



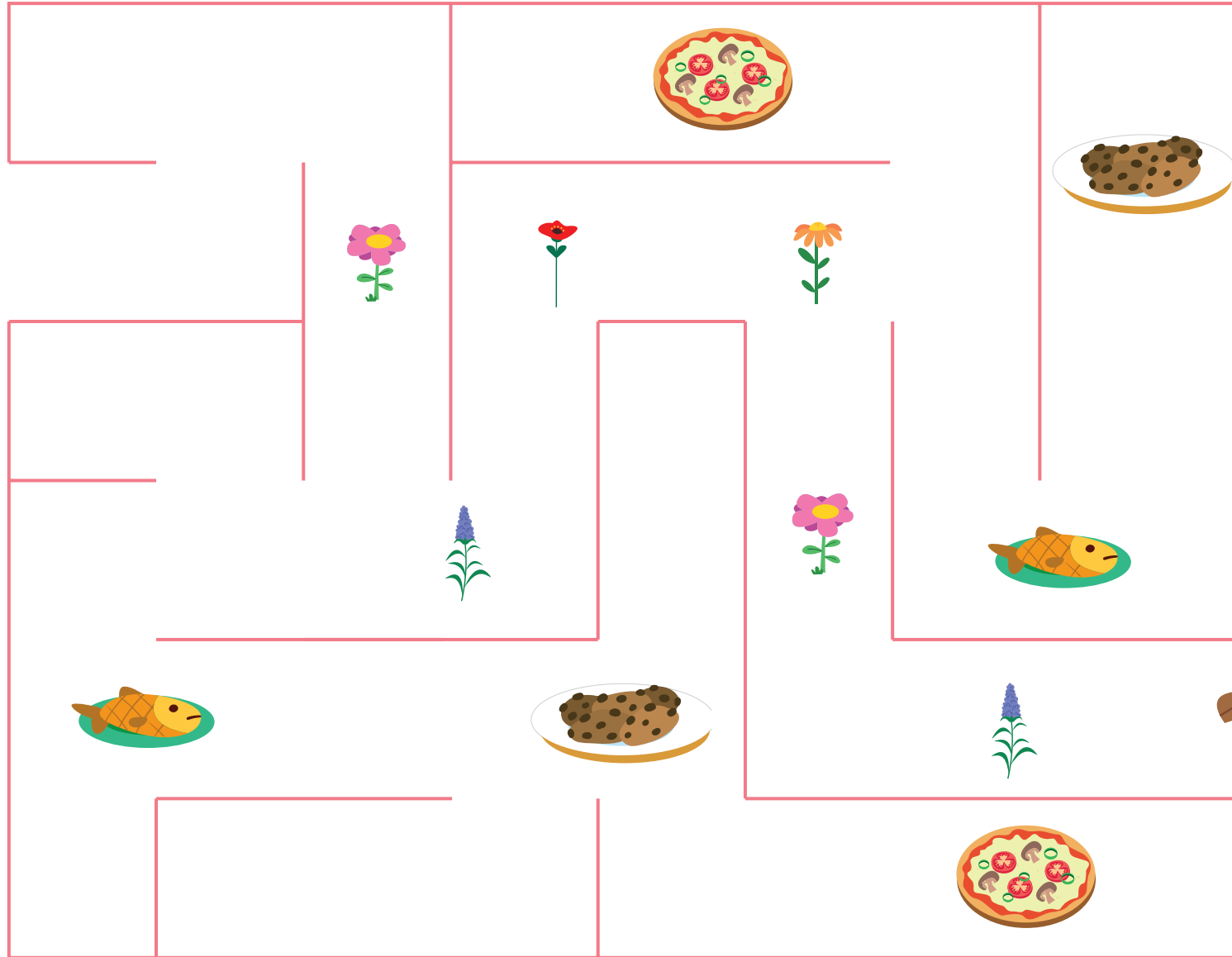
1 Trace the numbers. 2 Count and color 16 purple grapes. Count and color 17 green grapes. 3 Make a bunch of grapes with shapes like Brenda. Ask and answer *How many grapes?*

Key Language: numbers 1-17, grapes, purple, green; *How many grapes?*



Name: _____

Lesson 9
Project



1 Point and say *bee*. 2 Follow the path to the beehive. 3 Ask and answer *What do bees like?*

Key Language: *bee, flower; What do bees like? Bees like flowers.*



My Bee



4



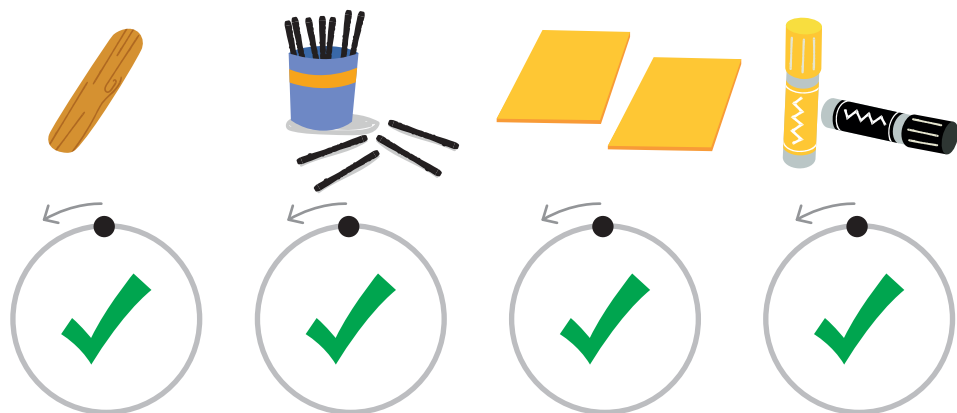
Bees and Pollen



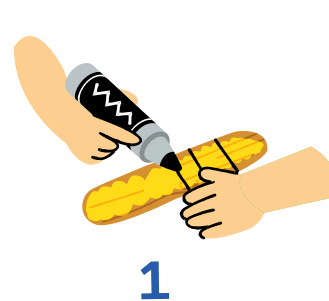
Name: _____

1

1 Cut and fold. Write your name. 2 Get your material to make your bee and flowers. Circle. 3 Follow the steps to see how bees pollinate flowers. 4 Color the bee bringing pollen to different flowers. **Key Language:** *bee, flower, pollen; Bees like pollen.*



2



1



2



3



4



5

3