

1 Point and say. 2 Color. 3 Circle to show what you like or don't like. Then say *I like (tomatoes). I don't like (strawberries).*

Key Language: *grapes, oranges, cucumbers, tomatoes, strawberries, carrots; I like (tomatoes). I don't like (strawberries).*

Ruby Doesn't Waste Food



1

2

3

4



1

2

3

4



1

2

3

4



1

2

3

4

1 Look at the pictures. 2 Color the numbers to order the story.

Key Language: I (like) (grapes). Don't waste food! Let's wash the (fruit). Let's eat!








1 Point and say. 2 Trace to match. 3 Ask and answer *Do you like (lemonade)? (Yes), I (do).*

Key Language: *lemonade, juice, smoothie; Do you like (lemonade)? Yes, I do. / No, I don't.*

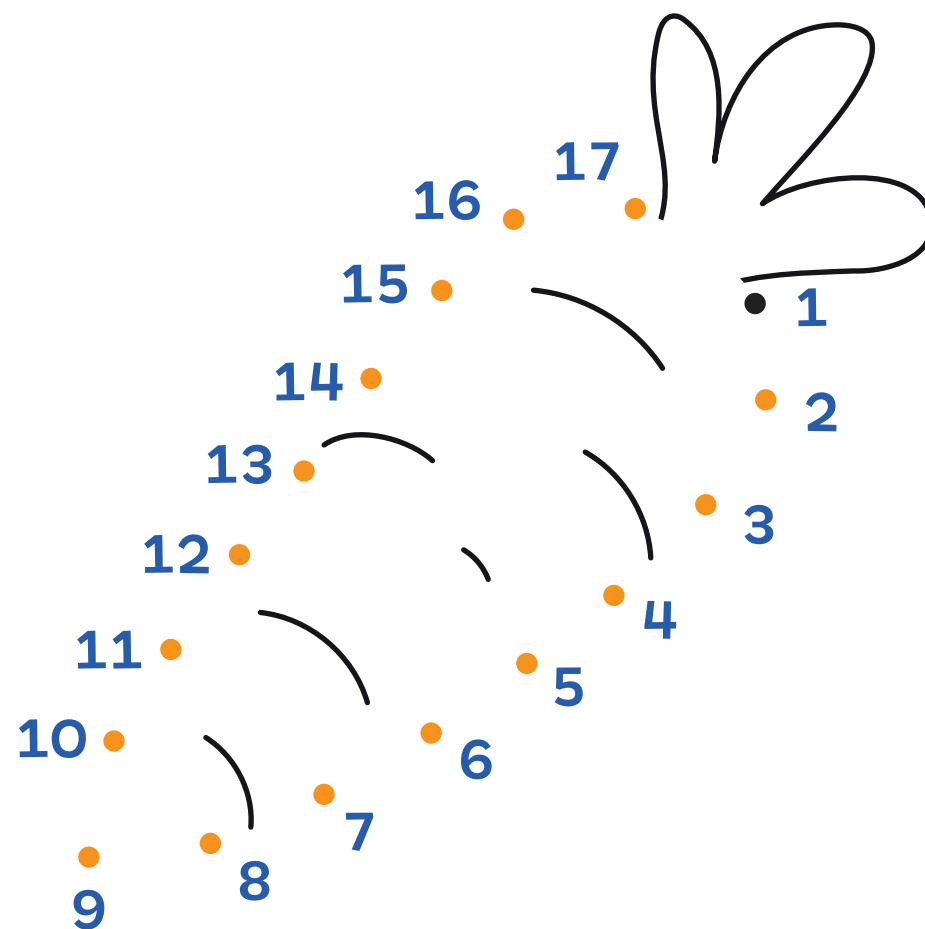
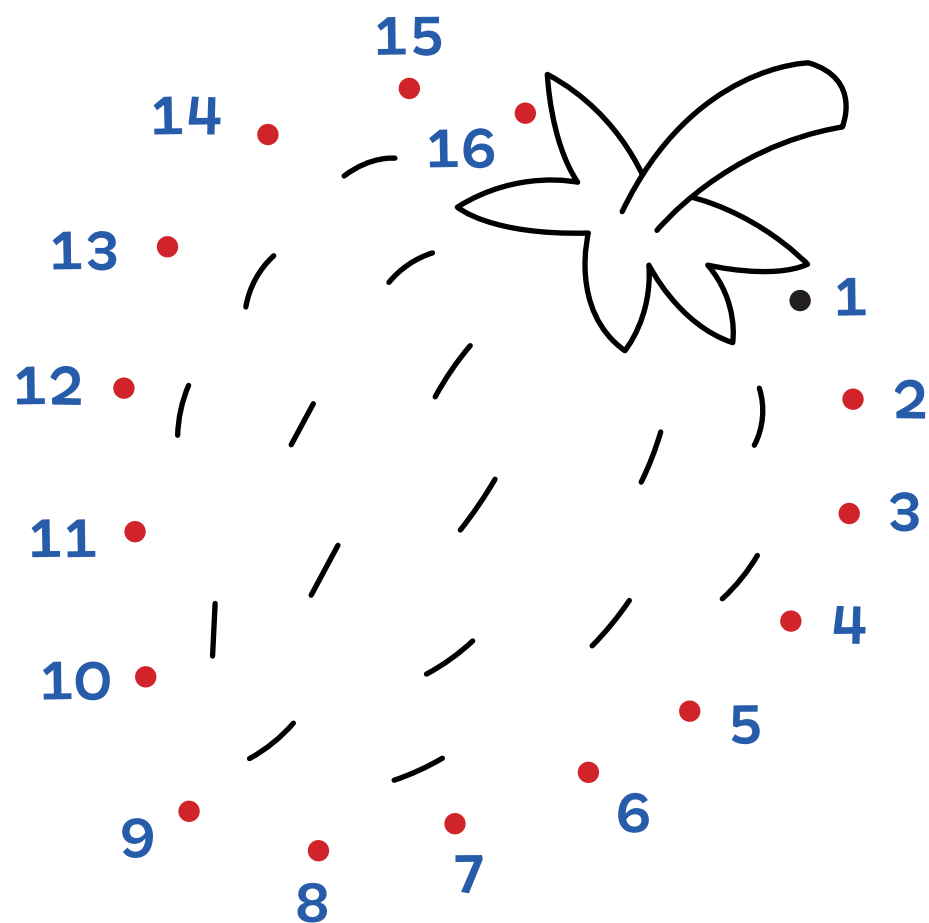
They're Good for Me!

Lesson 7 Story




1 Color. 2 Mark the boxes. 3 Say (Carrots) are good for my (eyes).

Key Language: carrots, bananas, tomatoes, apples, ears, arms, legs, teeth, eyes; (Carrots) are good for my (eyes).



1 Count. 2 Connect the dots and color. Then ask and answer *Do you like (strawberries)? (No), I (don't).*

Key Language: numbers 16–17, *strawberries, tomatoes*



1 Trace the path to help Ruby collect the leftover food and find her way to the smoothie.

Key Language: *leftover food, smoothie, strawberries, bananas, carrots, apples*

1 I can say



2



I like



I don't like

3 I feel

